



SWINGBO® VTI system wheelchair for kids with 45° tilt

Crash tested according to ISO 7176-19 and RESNA WC-4:2012: Section 19

Order form incl. Exportprices (€) valid until 31.12.2022, release date 01/2022

<input type="checkbox"/> Offer	<input type="checkbox"/> Order
Order number / reference	Date
<input type="text"/>	<input type="text"/>
Invoice address	
Company	Customer number
<input type="text"/>	<input type="text"/>
Street	City, Zip code
<input type="text"/>	<input type="text"/>
E-Mail	Telephone
<input type="text"/>	<input type="text"/>
Fax	
<input type="text"/>	
Delivery address	
Company	
<input type="text"/>	
Street	City, Zip code
<input type="text"/>	<input type="text"/>



Basic configuration

Mobility base

- Aluminium rigid frame with centre of gravity tilt in space
- Wheel base adjustable in 2,5 cm steps
- Wheel locks integrated in side panels
- Double wall rear wheels incl. push rims with light weight tires, detachable by quick release axles

Seat unit

- Adjustable seat height
- Push-handle or push-bar included
- Adjustable tilt in space: -5° to +45°
The tilt mechanism can be limited if the seat height is low, the active degree is low or if the armrests are adjusted lowly.
- Seat depth adjustable by apx. 8 cm
- Choice of seat widths 24 - 36 cm
- Maximum load 60 kg

Minimum information (Without this information your order can not be handled.)

Frame colour * (Enter colour code)

* see table "Frame colours"

Seat width* in cm 24 26 28 30 32 34 36 | Seat height * (37 - 47 cm)

Camber 3° 6° 9°

* see table "seat measurements, wheel combinations and seat heights"

Presettings

Seat depth (SD) ⁴ (24 - 42 cm) | Lower length leg (LLL) (16 - 37 cm)

Back angle range ¹ 75° - 115° 80° - 120° | Back height ⁴ (33 - 55 cm)

Push-handle- and back angle: ² 85° 90° 95° 100° 105°

Active degree ³ (0 - 10 cm)

¹ for angle and height adjustable backrest only

³ see figure "Active degree"

² for foldable push handles / push bar only

⁴ see table "Seat measurements"

At missing specifications we will adjust to minimum sizes. The back angle to 80°-120°

Basic variations

with/or: Please select only one variant! SW = Seat width

	Orderno.	Colour	Description	Qty.
	<input type="checkbox"/>	3248-10SW	SWINGBO® VTi chassis	1 pc.
	<input checked="" type="checkbox"/>	3248-1800	Anti Tipper left and right	01 1 set incl.
with	<input type="checkbox"/>	3245-55SW	Push bar, detachable	02 1 set incl.
or	<input type="checkbox"/>	3245-58SW	Push bar "wide", detachable	03 1 set incl.
or	<input type="checkbox"/>	3245-56SW	Push handle, detachable	04 1 set incl.
or	<input type="checkbox"/>	3245-30SW	Push bar, foldable	(upcharge) 05 1 set
or	<input type="checkbox"/>	3245-38SW	Push bar "wide", foldable	(upcharge) 03 1 set
or	<input type="checkbox"/>	3245-35SW	Push handle, foldable	(upcharge) 06 1 set
or	<input type="checkbox"/>	3248-30SW	Push bar, foldable and angle adjustable	(upcharge) 07 1 set
or	<input type="checkbox"/>	3248-38SW	Push bar "wide", foldable and angle adjustable	(upcharge) 03 1 set
	<input type="checkbox"/>	3248-7300	Tie down kit according to ISO 7176-19	08 1 set
	<input type="checkbox"/>	3245-5113S	Reinforced locking claws for push bar 3245-30SW and push handles 3245-35SW *	(upcharge) 09 1 set

* necessary if used with tie down kit

Fender

with/or: Please select only one version!

	Order no.	Colour	Description	Qty.
with	<input type="checkbox"/>	3248-179x	Wheel guards with integrated wheel lock levers (2=22", 4=24")	1 set incl.
or	<input type="checkbox"/>	3248-179x	Wheel guards with integrated wheel lock levers, wide for 3° camber (3=22", 5=24")	1 set incl.
or	<input type="checkbox"/>	3248-1798	Wheel guards Aluminum in frame color 22-24" with integrated wheel lock levers	10 1 set
or	<input type="checkbox"/>	3248-1799	Wheel guards Aluminum in frame color, 22-24" with integrated wheel lock levers, wide for 3° camber	1 set

Rear wheels, HOGGI light

with/or: Please select only one variant! SW = Seat width

	Orderno.	Colour	Description	Qty.
with	<input type="checkbox"/>	1294-0xxx	Rear wheel HOGGI light	11 1 set incl.
or	<input type="checkbox"/>	1294-1xxx	Rear wheel with drum brake	(upcharge) 12 1 set
with	<input type="checkbox"/>	1294-x2xx	20" wheel diameter	1 set incl.
or	<input type="checkbox"/>	1294-x3xx	22" wheel diameter	1 set incl.
or	<input type="checkbox"/>	1294-x4xx	24" wheel diameter	1 set incl.
with	<input type="checkbox"/>	1294-xx1x	Pneumatic tires 1"	1 set incl.
or	<input type="checkbox"/>	1294-xx2x	Flat free tires(20x1 3/8", 22x1" und 24x1")	1 set incl.
with	<input type="checkbox"/>	1294-xxx0	Without push rims	
or	<input type="checkbox"/>	1294-xxx1	Push rims aluminium anodised, "standard" mounting	13 1 set incl.
or	<input type="checkbox"/>	1294-xxx2	Push rims aluminium anodised, "high" mounting	14 1 set incl.
or	<input type="checkbox"/>	1294-xxx3	Push rims stainless steel, "standard" mounting	(upcharge) 15 1 set
or	<input type="checkbox"/>	1294-xxx4	Push rims stainless steel, "high" mounting	(upcharge) 1 set
with	<input type="checkbox"/>		Push rim mounting wide	
	<input type="checkbox"/>		Push rim mounting narrow	

Spoke guards // Old motifs // Sale

with/or: Please select only one variant! SW = Seat width

	Orderno.	Colour	Description	Qty.
	<input type="checkbox"/>	1204-101x	Spoke guard, transparent *	16 1 set
	<input type="checkbox"/>	1204-101x	Spoke guard, transparent, for drum brakes wheels *	1 set
	<input type="checkbox"/>	1204-101x	Spoke guard, printed **	(Sale) 17 1 set
	<input type="checkbox"/>	1204-101x	Spoke guard, printed, for drum brakes **	(Sale) 1 set

* Motifs 2021 only possible in combination with 1204-2001-XXX

** please enter code of your print design see attachment or brochure "spoke guard" // Only while stocks last!

*** printed spoke guards are not available for 20" wheels

Spoke guards // New motifs 2021 (with 10% dealer discount)

	Order no.	Colour	Description	Qty.
	<input type="checkbox"/>	1204-2001-000	Spoke guard Special interior foiling, single-coloured according to customer requirements ^{1 2}	1 set
	<input type="checkbox"/>	1204-2001-2XX	Spoke guard Special interior foiling, printed ^{1 3}	1 set
	<input type="checkbox"/>	1204-2001-SA	Spoke guard Special interior foiling, printed according to customer requirements ¹	Price on request

¹ only in combination with transparent spoke guard
² please specify RAL tone
³ Spoke guard motif selectable in "Order form spoke-guards" (available on the website)

Front castors

with/or: Please select only one variant! SW = Seat width

	Orderno.	Colour	Description	Qty.	
with	<input type="checkbox"/> 1250-1002S		Wheel with rubber tire, black 100x32	18	1 set incl.
or	<input type="checkbox"/> 1250-1003S		Wheel with rubber tire, black 125x32		1 set incl.
or	<input type="checkbox"/> 1250-1005S		Wheel with rubber tire, black 140x40		1 set incl.
or	<input type="checkbox"/> 1249-1005		Skater wheel with LED 100x24	(upcharge) 19	1 set
or	<input type="checkbox"/> 1249-1006		Skater wheel with LED 125x24	(upcharge)	1 set
or	<input type="checkbox"/> 1221-1003		PU-wheel with plastic design rim 100x34	(upcharge) 20	1 set
or	<input type="checkbox"/> 1221-1004		PU-wheel with plastic design rim 125x34	(upcharge)	1 set

Accessories

with/or: Please select only one variant! SW = Seat width

	Orderno.	Colour	Description	Qty.	
	<input type="checkbox"/> 3246-24SW	015	Seat panel	21	1 set
	<input type="checkbox"/> 3248-6501	346	Straight hip supports size 1 (225 x 100 mm), SW 28 - 34 *	22	1 pair
	<input type="checkbox"/> 3248-6502	346	Straight hip supports size 2 (250 x 110 mm), SW 28 - 34 *		1 pair
	<input type="checkbox"/> 3249-6502	346	Straight hip supports size (250 x 110 mm), SW 36 - 44 *		1 pair
			* Hip supports reduce the maximum seat width by 3 cm		
	<input type="checkbox"/> 3231-7800	346	Abduction block, size 1, swing away (LWH 9x6x9 cm)	23	1 pc.
	<input type="checkbox"/> 3231-7900	346	Abduction block, size 2, swing away (LWH 11x8x10 cm)		1 pc.
	<input type="checkbox"/> 3245-29SW		Back panel angle- and height adjustable *	24	1 set
			* in combination with detachable push handle / push bar only		
	<input type="checkbox"/> 3245-32SW		Back, trough shaped and height adjustable *	25	1 set
			* in combination with push handle / push bar foldable and angle adjustable		
	<input type="checkbox"/> 3245-3310		Four gripper clamps D25 with fasteners to arm blank sheet on the back tube	26	1 set

Accessories

with/or: Please select only one variant! SW = Seat width

	Orderno.	Colour	Description	Qty.	
	<input type="checkbox"/> 3246-4005	015	Foot rest hanger 90°, LLL short 16 - 27 cm	27	1 set
	<input type="checkbox"/> 3246-4006	015	Foot rest hanger 90°, LLL long 16 - 37 cm *		1 set
	<input type="checkbox"/> 3246-4007	015	Foot rest hanger angle adjustable, 85-160°, LLL short 19 - 27 cm	28	1 set
	<input type="checkbox"/> 3246-4008	015	Foot rest hanger angle adjustable, 85-160°, LLL long 19 - 37 cm *		1 set
with	<input type="checkbox"/> 3246-4302		Foot rest bracket angle adjustable, flip up type	29	1 set incl.
or	<input type="checkbox"/> 3246-4303		Foot rest bracket angle adjustable, with interlocking	(upcharge) 30	1 set
	<input type="checkbox"/> SA-0430		Reinforced steel footplate-carrier (about 0,3 kg heavier)		1 pc. incl.
with	<input type="checkbox"/> 3248-44SW		Foot rest	31	1 pc.
or	<input type="checkbox"/> 3248-45SW		Foot rest with heel stop	32	1 pc.
or	<input type="checkbox"/> 3248-46SW		Foot rest aluminum in frame color		1 pc.
with	<input type="checkbox"/> 3246-4003	015	Single foot rest hanger, separat angle adj. 85-160°, LLL short 19-27 cm ¹⁾	33	1 set
or	<input type="checkbox"/> 3246-4004	015	Single foot rest hanger, separat angle adj. 85-160°, LLL long 19-37 cm ^{1) 2)}		1 set
with	<input type="checkbox"/> 3246-46SW		Two single footplates in boat shape	34	1 set
			¹⁾ applicable up from seat width 26 cm		
			²⁾ applicable up from seat height 40 cm		
	<input type="checkbox"/> 3246-71SW	346	Seat cushion 3 cm thick	35	1 pc.
	<input type="checkbox"/> 3246-77SW	346	Seat cushion 3 cm thick with cut out for hip support, SW 28 - 36		1 pc.
	<input type="checkbox"/> 3245-72SW	346	Back cushion, through shaped back, black 2,5 cm thick, SW 24 - 32	36	1 pc.
	<input type="checkbox"/> 3245-72SW	346	Back cushion, through shaped back, black 2,5 cm thick, SW 34 & 36		1 pc.
	<input type="checkbox"/> 3245-73SW	346	Back cushion, black 2,5 cm thick, SW 24 - 32		1 pc.
	<input type="checkbox"/> 3245-73SW	346	Back cushion, black 2,5 cm thick, SW 34 - 36		1 pc.
	<input type="checkbox"/> 1204-1015		Push-rim cover in silicone black fluted 20"	37	1 set
	<input type="checkbox"/> 1204-1016		Push-rim cover in silicone black fluted 22"		1 set
	<input type="checkbox"/> 1204-1017		Push-rim cover in silicone black fluted 24"		1 set
	<input type="checkbox"/> 3243-7602	346	Head support standard with upholstery, SW 24 - 26	38	1 pc.
	<input type="checkbox"/> 3243-7603	346	Head support standard with upholstery, SW 28 - 36		1 pc.
	<input type="checkbox"/> 3201-3830		Headrest bracket "universal" (for 3245-7800 or third-party products)	39	1 pc.
	<input type="checkbox"/> 3245-7800	346	Head support with occiput upholstery incl. mount. bracket	40	1 pc.

Accessories

with/or: Please select only one variant! SW = Seat width

	Orderno.	Colour	Description	Qty.
<input type="checkbox"/>	3245-6802	346	Thoracic support, particular adjustable, size approx. 12x13x2 cm *	41 1 set
			* in combination with angle and height adjustable back 3245-29SW only	
<input type="checkbox"/>	3246-68SW	346	Thoracic support, adjusted to back panel trough shaped (size 12x13x2 cm)	1 set
<input type="checkbox"/>	3245-6401	346	Chest-/ thoracic support, size 1, length 33 - 43 cm *	42 1 pc.
<input type="checkbox"/>	3245-6402	346	Chest-/ thoracic support, size 2, length 39 - 49 cm *	1 pc.
<input type="checkbox"/>	3245-6403	346	Chest-/ thoracic support, size 3, length 45 - 55 cm *	1 pc.
			* chest measurement measured up from the back rest, in combination with angle and height adjustable back 3245-29SW only	
			* by ordering these articles in combination with a back panel trough shaped SA-0295-MP must be taken additionally	
<input type="checkbox"/>	3246-6200		Armrests, size 1, Height 14 - 21 cm	1 pair
or	<input type="checkbox"/>	3246-6300	Armrests, size 2, Height 19 - 26 cm	1 pair
			* depending on seat height and seat angle, not all "armrestheights" are available	
or	<input type="checkbox"/>	3246-6400	Armrests with tilt balancing, size 1, height 15-23 cm	43 1 pair
or	<input type="checkbox"/>	3246-6500	Armrests with tilt balancing, size 1, height 18-26 cm	1 pair
with	<input type="checkbox"/>	7000-0051	PU-Armrest pads, 235 mm long	1 pair incl.
or	<input type="checkbox"/>	7000-0052	PU-Armrest pads, 270 mm long	1 pair incl.
<input type="checkbox"/>	3240-8202		Therapy tray, size 2, SW 24 and 26 *	44 1 pc.
<input type="checkbox"/>	3240-8203		Therapy tray, size 3, SW 28 and 30 *	1 pc.
<input type="checkbox"/>	3240-8204		Therapy tray, size 3, SW 32 and 36 *	1 pc.
			* in combination with armrests only	
<input type="checkbox"/>	3201-6100		Lap belt	45 1 pc.
<input type="checkbox"/>	3240-6701		4-point lap belt, size S (SW 28 - 34)	46 1 pc.
<input type="checkbox"/>	3240-6702		4-point lap belt, size M (SW 28 - 34)	1 pc.
<input type="checkbox"/>	3240-6703		4-point lap belt, size L (SW 34 - 42)	1 pc.
<input type="checkbox"/>	3201-6400		Ankle hugger, size 1	47 1 pair
<input type="checkbox"/>	3203-6400		Ankle hugger, size 2	1 pair

Extra equipment

	Order no.	Colour	Description	Qty.
<input type="checkbox"/>	7000-0199		"Cosies" Thermofleece hand warmer for companion	48 1 set

Custom-made

with/or: Please select only one variant! SW = Seat width

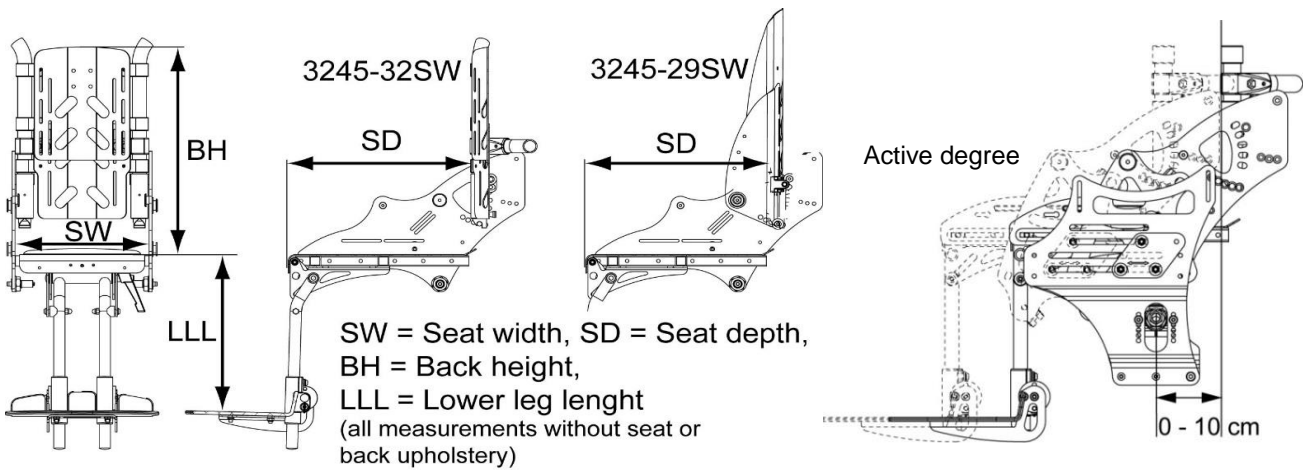
	Orderno.	Colour	Description	Qty.
<input type="checkbox"/>	3246-80SW		Contoured seat cushion, with abduction, leg and ischial support, with removable cushion cover, SW 24 - 32 *	49 1 pc.
<input type="checkbox"/>	3246-80SW		Contoured seat cushion, with abduction, leg and ischial support, with removable cushion cover, SW 34 - 36 *	1 pc.
			* not combinable with hip supports and abduction block	
<input type="checkbox"/>	SA-0286/2-KP		Abduction block 30 mm height extension kit *	1 set
			* only in combination with abduction block and contoured seat cushion	
<input type="checkbox"/>	3245-9300	346	Canopy incl. adapter and rain protection, black *	50 1 pc.
			* in combination with angle and height adjustable back 3245-29SW only	
<input type="checkbox"/>	SA-0183		Extension push-bar <input type="checkbox"/> 5 cm extension <input type="checkbox"/> 10 cm extension	51 1 pc.
<input type="checkbox"/>	SA-008x-MP		GOLZ Revavolution Räder	52 Price on request
<input type="checkbox"/>	SA-0093-MP		Maxgrepp Original Greifreifen (Upcharge)	53 1 set
<input type="checkbox"/>	SA-0094-MP		Maxgrepp Ergo Para Greifreifen (Upcharge)	54 1 set
<input type="checkbox"/>	SA-0095-MP		Maxgrepp Ergo Para CP Greifreifen (Upcharge)	55 1 set
<input type="checkbox"/>	SA-0390		Upholstery in special colour (see table upholstery colours)	Price on request
<input type="checkbox"/>	SA-0210		Frame in special color with RAL code (Upcharge)	1 pc.
<input type="checkbox"/>	SA-0500-MP		Additional coating "silver glitter effect" (Upcharge)	1 pc.
<input type="checkbox"/>	6999-0014	060	Special Frame colour, Copper Gold (Upcharge)	1 pc.
<input type="checkbox"/>	6999-0017/2		Wheel fork powder coated, color according to customer specification (Upcharge)	1 pc.

Custom-made

with/or: Please select only one variant! SW = Seat width

Orderno.	Colour	Description	Qty.	Price €
<input type="checkbox"/> SA-0279/2-KP		SWINGBO® VTi outdoor front end *	56	1 pc.
		* additional costs for retrofitting		Price on request
<input type="checkbox"/> SA-0306		SWINGBO® VTi tip assist	57	1 pc.
		<input type="checkbox"/> on the left or <input type="checkbox"/> on the right		
<input type="checkbox"/> 3275-1910		Bumper wheels, CLEO and SWINGBO® VTi	58	1 pc.
<input type="checkbox"/> SA-0572-XXS-MP		Aluminum hand rim with plastic anti-slip coating, black, standard mounting	(Upcharge) 59	1 pair
<input type="checkbox"/> SA-0572-XXH-MP		Aluminum hand rim with plastic anti-slip coating, black, high mounting	(Upcharge)	1 pair
		Plastic anti-slip coating in custom colour: Pure white (RAL 9010), Silver grey (RAL 7001), Sky blue (RAL 5015), Traffic red (RAL 3020), Pure orange (RAL 2004)	60	
<input type="checkbox"/> SA-0572-F-MP			(Upcharge)	1 pair
<input type="checkbox"/> SA-0315/3-MP		Reconstruction SWINGBO® VTi for ProAktiv One hand drive	61	1 pc.
<input type="checkbox"/> SA-0158-KP		Calf upholstery suitable to SW	(Upcharge)	1 pc.
<input type="checkbox"/> SA-0495-MP		Ball grip for integrated brakes	(Upcharge)	1 set
<input type="checkbox"/> SA-0505-MP		Locking of the integrated brake	62	1 pc.

How to measure



Seat measurements

Seat width (SW)	24	26	28	30	32	34	36
Mounting width between the seat adaptor plates	23,5	25,5	27,5	29,5	31,5	33,5	35,5
Seat depth	24 - 30	24 - 32	26 - 34	28 - 36	30 - 38	32 - 40	34 - 42
Backrest height, back trough shaped	36 - 44	37 - 45	38 - 48	39 - 49	40 - 50	42 - 54	43 - 55
Backrest height, panel angle adjustable	33 - 42	35 - 44	37 - 46	39 - 48	41 - 50	43 - 52	45 - 54

*reduction of the seat-width between the pivot points by 2 cm if you are selecting article 3248(9)-30SB or 3245-29SB

Wheel combinations and seat heights

Front castors	Wheel diameter 100 mm				Wheel diameter 125 mm				Wheel diameter 140 mm			
	Camber 3° 6° 9°				Camber 3° 6° 9°				Camber 3° 6° 9°			
Rear wheels 20 x 1"	<input type="checkbox"/> Seat height 37	<input type="checkbox"/> 3°	<input type="checkbox"/> 6°	<input type="checkbox"/> 9°	<input type="checkbox"/> Seat height 37	<input type="checkbox"/> 3°	<input type="checkbox"/> 6°	<input type="checkbox"/> 9°	<input type="checkbox"/> Seat height 37	<input type="checkbox"/> 3°	<input type="checkbox"/> 6°	<input type="checkbox"/> 9°
	<input type="checkbox"/> Seat height 38	<input type="checkbox"/> K	<input type="checkbox"/> K	<input type="checkbox"/> K	<input type="checkbox"/> Seat height 38	<input type="checkbox"/> K	<input type="checkbox"/> K	<input type="checkbox"/> K	<input type="checkbox"/> Seat height 38	<input type="checkbox"/> o	<input type="checkbox"/> o	<input type="checkbox"/> K
	<input type="checkbox"/> Seat height 39	<input type="checkbox"/> K	<input type="checkbox"/> K	<input type="checkbox"/> K	<input type="checkbox"/> Seat height 39	<input type="checkbox"/> K	<input type="checkbox"/> K	<input type="checkbox"/> K	<input type="checkbox"/> Seat height 39	<input type="checkbox"/> K	<input type="checkbox"/> K	<input type="checkbox"/> o
	<input type="checkbox"/> Seat height 40	<input type="checkbox"/> K	<input type="checkbox"/> L	<input type="checkbox"/> L	<input type="checkbox"/> Seat height 40	<input type="checkbox"/> L	<input type="checkbox"/> K	<input type="checkbox"/> L	<input type="checkbox"/> Seat height 40	<input type="checkbox"/> K	<input type="checkbox"/> K	<input type="checkbox"/> K
	<input type="checkbox"/> Seat height 41	<input type="checkbox"/> L	<input type="checkbox"/> L	<input type="checkbox"/> K	<input type="checkbox"/> Seat height 41	<input type="checkbox"/> K	<input type="checkbox"/> K	<input type="checkbox"/> K	<input type="checkbox"/> Seat height 41	<input type="checkbox"/> K	<input type="checkbox"/> L	<input type="checkbox"/> o
	<input type="checkbox"/> Seat height 42	<input type="checkbox"/> L	<input type="checkbox"/> L	<input type="checkbox"/> L	<input type="checkbox"/> Seat height 42	<input type="checkbox"/> L	<input type="checkbox"/> L	<input type="checkbox"/> L	<input type="checkbox"/> Seat height 42	<input type="checkbox"/> L	<input type="checkbox"/> K	<input type="checkbox"/> o
	<input type="checkbox"/> Seat height 43	<input type="checkbox"/> L	<input type="checkbox"/> o	<input type="checkbox"/> o	<input type="checkbox"/> Seat height 43	<input type="checkbox"/> L	<input type="checkbox"/> o	<input type="checkbox"/> o	<input type="checkbox"/> Seat height 43	<input type="checkbox"/> o	<input type="checkbox"/> L	<input type="checkbox"/> o
22 x 1"	<input type="checkbox"/> Seat height 39	<input type="checkbox"/> o	<input type="checkbox"/> K	<input type="checkbox"/> L	<input type="checkbox"/> Seat height 39	<input type="checkbox"/> o	<input type="checkbox"/> K	<input type="checkbox"/> K	<input type="checkbox"/> Seat height 39	<input type="checkbox"/> o	<input type="checkbox"/> o	<input type="checkbox"/> K
	<input type="checkbox"/> Seat height 40	<input type="checkbox"/> L	<input type="checkbox"/> L	<input type="checkbox"/> L	<input type="checkbox"/> Seat height 40	<input type="checkbox"/> L	<input type="checkbox"/> L	<input type="checkbox"/> L	<input type="checkbox"/> Seat height 40	<input type="checkbox"/> K	<input type="checkbox"/> K	<input type="checkbox"/> K
	<input type="checkbox"/> Seat height 41	<input type="checkbox"/> L	<input type="checkbox"/> L	<input type="checkbox"/> L	<input type="checkbox"/> Seat height 41	<input type="checkbox"/> L	<input type="checkbox"/> L	<input type="checkbox"/> L	<input type="checkbox"/> Seat height 41	<input type="checkbox"/> K	<input type="checkbox"/> L	<input type="checkbox"/> L
	<input type="checkbox"/> Seat height 42	<input type="checkbox"/> L	<input type="checkbox"/> L	<input type="checkbox"/> L	<input type="checkbox"/> Seat height 42	<input type="checkbox"/> L	<input type="checkbox"/> L	<input type="checkbox"/> L	<input type="checkbox"/> Seat height 42	<input type="checkbox"/> K	<input type="checkbox"/> L	<input type="checkbox"/> L
	<input type="checkbox"/> Seat height 43	<input type="checkbox"/> L	<input type="checkbox"/> L	<input type="checkbox"/> L	<input type="checkbox"/> Seat height 43	<input type="checkbox"/> L	<input type="checkbox"/> L	<input type="checkbox"/> L	<input type="checkbox"/> Seat height 43	<input type="checkbox"/> L	<input type="checkbox"/> L	<input type="checkbox"/> L
	<input type="checkbox"/> Seat height 44	<input type="checkbox"/> L	<input type="checkbox"/> L	<input type="checkbox"/> o	<input type="checkbox"/> Seat height 44	<input type="checkbox"/> L	<input type="checkbox"/> L	<input type="checkbox"/> o	<input type="checkbox"/> Seat height 44	<input type="checkbox"/> L	<input type="checkbox"/> L	<input type="checkbox"/> L
	<input type="checkbox"/> Seat height 45	<input type="checkbox"/> L	<input type="checkbox"/> o	<input type="checkbox"/> o	<input type="checkbox"/> Seat height 45	<input type="checkbox"/> L	<input type="checkbox"/> o	<input type="checkbox"/> o	<input type="checkbox"/> Seat height 45	<input type="checkbox"/> L	<input type="checkbox"/> o	<input type="checkbox"/> o
24 x 1"	<input type="checkbox"/> Seat height 42	<input type="checkbox"/> L	<input type="checkbox"/> L	<input type="checkbox"/> L	<input type="checkbox"/> Seat height 42	<input type="checkbox"/> L	<input type="checkbox"/> o	<input type="checkbox"/> L	<input type="checkbox"/> Seat height 42	<input type="checkbox"/> L	<input type="checkbox"/> L	<input type="checkbox"/> L
	<input type="checkbox"/> Seat height 43	<input type="checkbox"/> o	<input type="checkbox"/> L	<input type="checkbox"/> L	<input type="checkbox"/> Seat height 43	<input type="checkbox"/> L	<input type="checkbox"/> L	<input type="checkbox"/> L	<input type="checkbox"/> Seat height 43	<input type="checkbox"/> L	<input type="checkbox"/> L	<input type="checkbox"/> L
	<input type="checkbox"/> Seat height 44	<input type="checkbox"/> L	<input type="checkbox"/> o	<input type="checkbox"/> L	<input type="checkbox"/> Seat height 44	<input type="checkbox"/> L	<input type="checkbox"/> L	<input type="checkbox"/> L	<input type="checkbox"/> Seat height 44	<input type="checkbox"/> L	<input type="checkbox"/> L	<input type="checkbox"/> L
	<input type="checkbox"/> Seat height 45	<input type="checkbox"/> o	<input type="checkbox"/> L	<input type="checkbox"/> o	<input type="checkbox"/> Seat height 45	<input type="checkbox"/> o	<input type="checkbox"/> L	<input type="checkbox"/> L	<input type="checkbox"/> Seat height 45	<input type="checkbox"/> L	<input type="checkbox"/> L	<input type="checkbox"/> L
	<input type="checkbox"/> Seat height 46	<input type="checkbox"/> o	<input type="checkbox"/> o	<input type="checkbox"/> o	<input type="checkbox"/> Seat height 46	<input type="checkbox"/> L	<input type="checkbox"/> L	<input type="checkbox"/> L	<input type="checkbox"/> Seat height 46	<input type="checkbox"/> o	<input type="checkbox"/> L	<input type="checkbox"/> L
	<input type="checkbox"/> Seat height 47	<input type="checkbox"/> L	<input type="checkbox"/> L	<input type="checkbox"/> L	<input type="checkbox"/> Seat height 47	<input type="checkbox"/> L	<input type="checkbox"/> L	<input type="checkbox"/> L	<input type="checkbox"/> Seat height 47	<input type="checkbox"/> L	<input type="checkbox"/> L	<input type="checkbox"/> L
	L 1281-1011 Long wheel fork 1 set incl.				K 1281-1010 Short wheel fork 1 set incl.				o not available			

(Seat height measurements are approximate values, tolerance +/- 10mm)

Frame colours

001 Black (RAL 9005)	020 Yellow green (RAL 6018)	028 Pearl violet (RAL 4011)	053 Light green (RAL 6027)
002 Silver	021 Grey aluminium (RAL 9007)	029 Pearl beige (RAL 1035)	054 Ocean blue (RAL 5020)
003 Pearl ruby red (RAL 3032)	022 White (RAL 9003)	032 Black dull matt (RAL 9005)	056 Turquoise blue (RAL 5018)
004 Pearl night blue (RAL 5026)	023 Pure orange (RAL 2004)	039 Signal violet (RAL 4008)	057 Iron sparkling dark light
005 Pearl gentiant blue (RAL 5025)	024 Sparkling iron effect	040 Night blue (RAL 5022)	058 Salmon orange (RAL 2012)
017 Traffic yellow (RAL 1023)	025 Signal blue (RAL 5005)	047 Luminous yellow (RAL 1026)	059 Pastel blue (RAL 5024)
018 Flame red (RAL 3000)	026 Vermillion (RAL 2002)	048 Luminous red (RAL 3024)	
019 Sky blue (RAL 5015)	027 Heather violet (RAL 4003)	050 White matt (RAL 9003)	

SA-0500-MP additional coating "silver glitter effect", **Upcharge**

SA-0210-MP Special colours on request (Enter RAL code) , **Upcharge**

Upholstery colours

346 Black	321 Spacer fabric, black	(special colour)	348 Grey Soft	(special colour)
	347 Berry Soft	(special colour)	349 Turquoise Soft	(special colour)

All HOGGI upholstery are made from flame retardant Trevira CS. Exception spacer fabric (**321**).

Spoke guard



Colour code

201	HOGGI blue	205	Train
202	Wonderland	206	Dragon
203	Mouse	207	Circus
204	Water world		

CONFIGURATIONS // ACCESSORIES // SWINGBO® VTi



01 Anti Tipper left and right



02 Push bar, detachable



03 Push bar „wide“



04 Push handles, detachable



05 Push bar, foldable



06 Push handles, foldable



07 Push bar, foldable and angle adjustable



08 Tie down kit



09 Reinforced locking claws



10 Aluminium fender with integr. brake system



11 Rear wheel HOGGI light



12 Rear wheel HOGGI light with drum brake



13 Push rims aluminium anodised, standard



14 Push rims aluminium anodised, high



15 Push rims stainless steel, standard



16 Spoke guard, transparent



17 Spoke guard, printed



18 Wheel with rubber tire




19 Skater wheel with LED



20 PU-wheel with plastic design rim



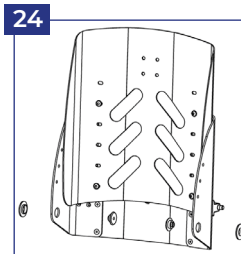
21 Seat panel



22 Hip supports



23 Abduction block



24 Back panel angle- and height adjustable



25 Back, trough shaped and height adjustable



26 Four gripper clamps



27 Foot rest hanger 90°



28 Foot rest hanger angle adjustable



29 Foot rest bracket, flip up type



30 Foot rest bracket with interlocking

CONFIGURATIONS // ACCESSORIES // SWINGBO® VTi



Foot rest, flat




Foot rest with heel stop



Single foot rest hanger



Two single footplates in boat shape



Seat cushion



Back cushion



Push-rim cover



Head support standard with upholstery



Headrest bracket universal



Head support with occiput upholstery



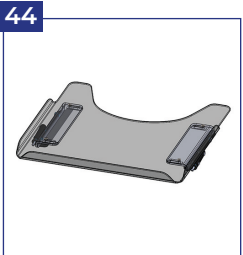
Thoracic support



Chest-/ thoracic support



Armrests with tilt balancing



Therapy tray



Lap belt



4-point lap belt



Ankle hugger



„Cosies“ Thermofleece hand warmer



Contoured seat cushion



Canopy



Extension push-bar



GOLZ Reholvation



Maxgrepp Original push rims



Maxgrepp Ergo Para push rims



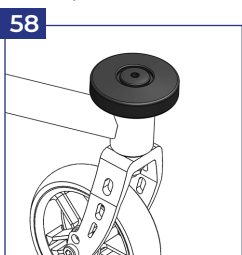
Maxgrepp Ergo Para CP push rims



Outdoor front end




Tip assist



Bumper wheels



Aluminum hand rim with plastic anti-slip coating

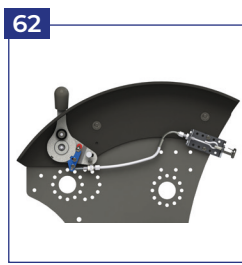


Aluminum hand rim with plastic anti-slip coating

CONFIGURATIONS // ACCESSORIES // SWINGBO® VTi



One-hand drive of „ProActiv“



Locking of the integrated brake